

MENTOR APPLICATION OVERVIEW

The SPH Mentor Program uses a platform called the Maroon and Gold Network to manage the program. General information about the platform, instructions about how to apply, and next steps are outlined below for mentors.

ABOUT THE MAROON AND GOLD NETWORK

Why am I being asked to join the Maroon and Gold Network?

The Maroon and Gold Network is the platform powering the School of Public Health's mentor program. SPH is using the Maroon and Gold Network to manage the mentor/mentee registration, matching process, and program communication.

What is the Maroon and Gold Network?

It is a free, online platform for career-related advice, networking, and mentorship. The network was developed and is managed by the University of Minnesota Alumni Association. All University of Minnesota students, alumni, faculty, staff, and friends of the university (like mentors to U of M students!) are invited to join the platform. Since its launch in March 2018, more than 3,500 alumni and 2,500 students have joined the Maroon and Gold Network.

What does it mean to have an account on the Maroon and Gold Network?

Students and alumni will be able to see your profile and send you messages. The Maroon and Gold Network is completely user-driven so connections may be one-time informational interviews or lead to longer-term mentorship -- it's up to you!

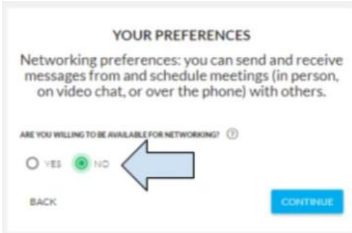
If you do not want to network with students and alumni outside of the SPH's mentor program, that's okay too! During sign-up, you also have the option to indicate that you do not want to be available for networking and your profile will be private and not visible to others on the platform outside of your college's mentor program.

Can I use the Maroon and Gold Network to further my own career development?

Absolutely! Even the mentors need mentors sometimes, right? You can reach out to fellow alumni for career advice and networking opportunities. Click on the "Network" tab and browse the alumni community by location, industry, company/organization, help topic, and more.

What if I just want to be matched with a mentee in SPH?

If you do not already have an account on the Maroon & Gold Network, you will be asked about your networking preferences during sign-up. Simply answer "No" to the question "Are you willing to be available for networking?" and your profile will not be visible to anyone outside of SPH's mentor program.



How long do I have to wait for account approval?

It typically takes 1-3 days for accounts to be approved. Once your account is approved, you'll be able to log in and access the features on the Maroon and Gold Network. SPH will follow up separately about your mentee match and next steps.

HOW TO APPLY

Preparation

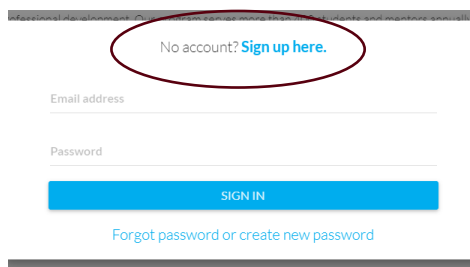
Before starting your application on the website, we recommend pulling together your materials and thinking through the answers to the application questions, which are listed below. You will not be able to save your application and finish it at a later time, so plan to submit it when you start the application. The application questions are very similar to last year's application. Please email phmentor@umn.edu if you would like a copy of your application for reference.

Materials Needed

- Resume or LinkedIn Profile
- Headshot or Photo of You (optional)
- Responses to the Following Questions:
 - Please explain why you are interested in participating in the SPH Mentor Program.
 - Is there anything from your background/experiences that you'd be willing to share with students to help them make a mentor selection?
 - Is there anything you want us to be aware of when we make the match? We strive to make the best matches possible. However, it is important to note that all individuals in the SPH Mentor Program have a passion for public health and/or healthcare, and this alone is enough of a similar interest to build a mentoring relationship. This information is not displayed publicly on the website and will be used for matching purposes only.

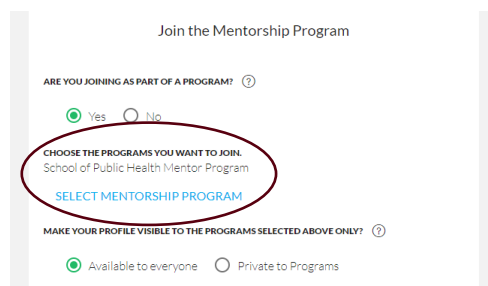
Submit Your Application – Helpful Hints

We estimate it will take 15-30 minutes to complete the application. Please note that your application will be visible to students within the program unless the question indicates it is private. To apply for the mentor program, you will first need to create an account on the Maroon & Gold Network. You will have the option of creating an account on the platform using your email, LinkedIn or Facebook. To create an account, you will need to click "Sign up here" at the top of the log in screen.



The screenshot shows a login form with the following elements: a link "No account? Sign up here." circled in red, an "Email address" input field, a "Password" input field, a blue "SIGN IN" button, and a link "Forgot password or create new password" below the button.

Make sure to select *School of Public Health Mentor Program* on the Join the Mentorship Program screen. It should default to the SPH Mentor Program. This is also the page where you have the option to indicate that you do not want to be available for networking and your profile will be private and not visible to others on the platform outside of your college's mentor program.



The screenshot shows the "Join the Mentorship Program" screen with the following elements: a heading "Join the Mentorship Program", a question "ARE YOU JOINING AS PART OF A PROGRAM?" with "Yes" selected, a question "CHOOSE THE PROGRAMS YOU WANT TO JOIN" with "School of Public Health Mentor Program" selected and "SELECT MENTORSHIP PROGRAM" circled in red, and a question "MAKE YOUR PROFILE VISIBLE TO THE PROGRAMS SELECTED ABOVE ONLY?" with "Available to everyone" selected.

If you are a friend or faculty/staff of the University of Minnesota, you will need to select N/A – Friend or Faculty/Staff for School/College.

The screenshot shows a web form titled "YOU ARE ALMOST READY!". Below the title is a red heading "SCHOOL/COLLEGE" with a help icon. The instruction reads "Select your school or college (may select multiple)". There are "BACK" and "NEXT" buttons. A search bar contains "Search options...". Below the search bar, it says "Select: de-select all | select all" and "Show: show selected | show all". A list of options is shown with checkboxes: N/A - Friend or Faculty/Staff, Nursing, Pharmacy, and Public Affairs, Humphrey School of. At the bottom right are "CANCEL" and "SAVE" buttons.

After you submit your application, you will receive confirmation emails from the University of Minnesota Alumni Association at umalumni@umn.edu. You will also receive a confirmation email from phmentor@umn.edu within a few days of submitting your application.

NEXT STEPS

After submitting your application, there will be a waiting period while we wrap up recruitment for the year. After applications have closed, students will have one week to view mentor profiles and identify a few mentors they are interested in being matched with. Please note, this is a new step to the process this year. Once matches are made, an email will be sent to the matched student and mentor introducing you to each other, including a link to both profiles and outlining next steps. This email will be sent by October 12.

CONTACT

Please contact Sara Pennebecker, SPH Mentor Program Coordinator at phmentor@umn.edu or 612.626.7405 with questions or to learn more.